

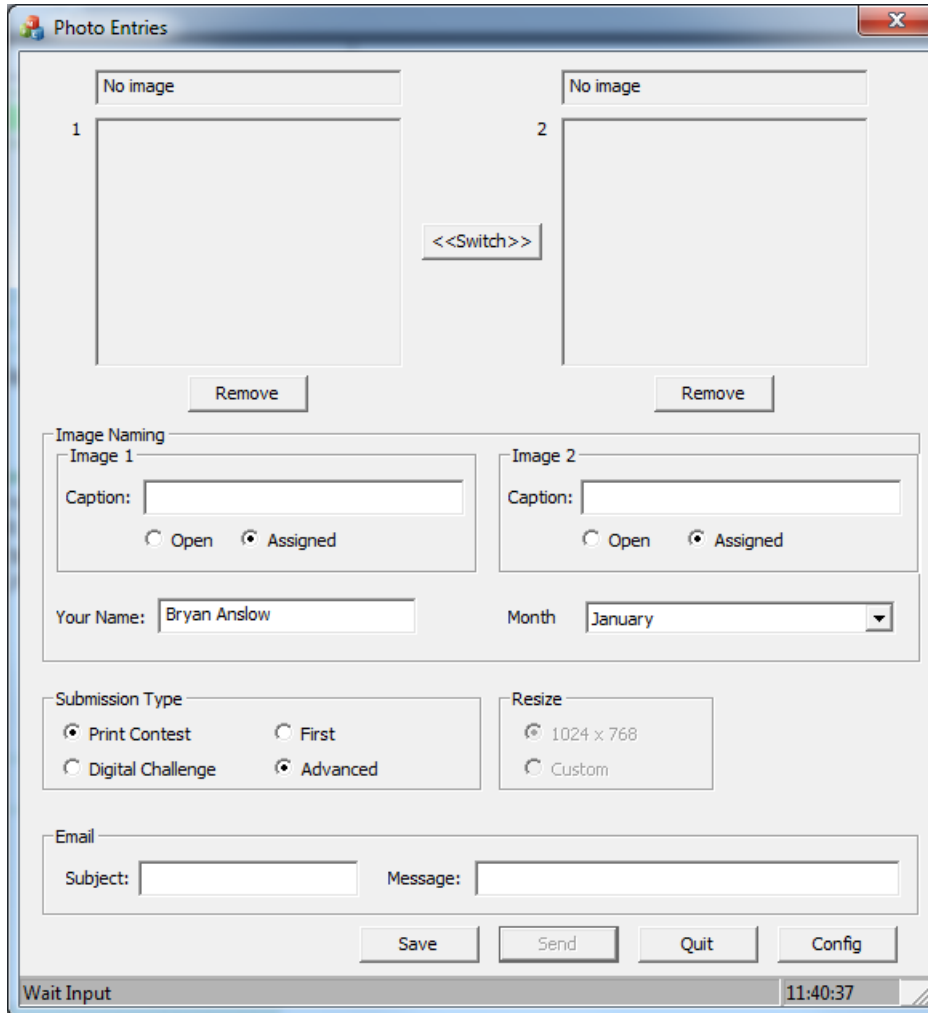
PhotoEntries

PhotoEntries is a Windows application to rename and resize images for the TOPCC Photo Group Print Contest and Digital Challenge entries.

The application is distributed as an MSI (Microsoft Installer) file, named PhotoEntries .msi. It can be found on the TOPCC Photo Group website in the Photo Resources page.

To install, download it and specify Open or Run from your Web Browser.

When the application is run, the user interface looks like this;

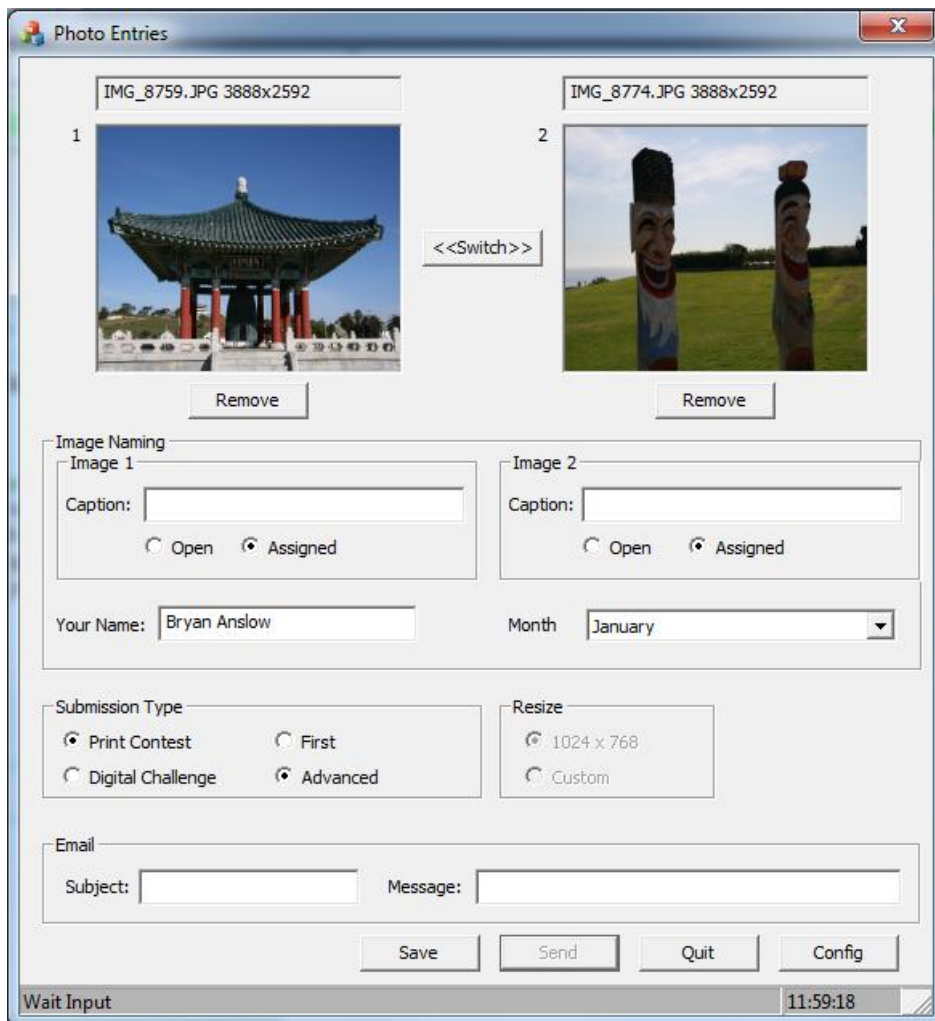


The application will attempt to estimate which month you are submitting the entries for. If it gets it wrong, you can just change the month so it is correct. Based on the month, the correct entry type, Print Contest or Digital Challenge, is set. For Digital Challenge months, items that are not relevant, Open/Assigned and First/Advanced are disabled.

Most items on the interface have additional information if you hover the mouse pointer over it.

To begin, select your one or two jpeg images which you will be submitting. These can be selected in PhotoShop, PhotoShop Elements, Picasa, Windows Explorer, etc., etc. and drag the images and drop them on the PhotoEntries application.

The images will appear in the image windows in the application. Only jpeg images can be used. Files which do not have a file type of jpg will not be accepted. Also, trying to drag/drop more than two images will not be accepted.



The current file name will appear above the image together with its dimensions.

The appearance of the image in the window is just to show which images you have chosen, it is not an indication of how the final image will look.

The image on the left will become the first preference, and the picture on the right will be the second preference. To switch the preferences, just click the **Switch** button between the images. To remove an image, just click the **Remove** button below that image. The image is not deleted, just removed from the application.

Add your name for the image in the **Caption** box and select **Open** or **Assigned**, if the entry is for a Print Contest.

Enter your name, this will be remembered for future uses of the application. Select **First** or **Advanced**, if the entry is for a Print Contest.

If you will be using this Application to email your images directly to PhotoEntries@topcc.org, enter an email subject and Message.

Click **Save**, the images will be resized and renamed. If the image is already at the correct size, or smaller, it will not be resized. Landscape oriented pictures will be set to a maximum width of 1024, Portrait oriented images will be set to a maximum height of 768. The ratio of width to height will be maintained.

Renamed images are placed in the same folder as the original image.

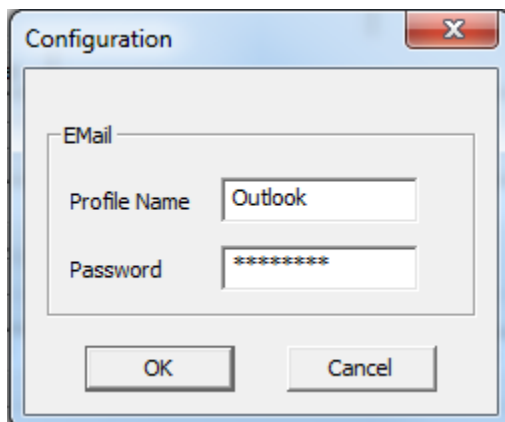


The new name and size appear above the image.

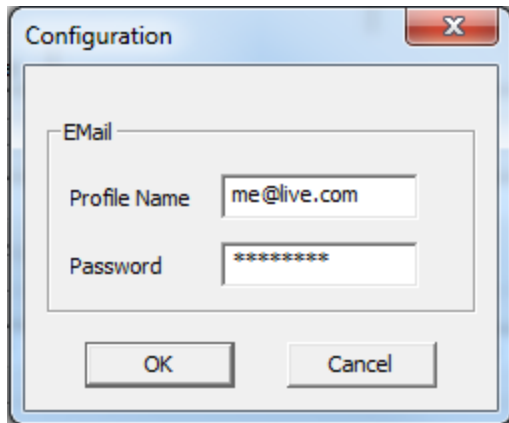
If this is the first time you are running the application, you will need to setup your email credentials.

Hit the Config button at the bottom right corner of the Application, the configuration window will open;

If you have Outlook installed as your email client, enter Outlook as the Profile Name and also enter your email password, for example;



For other email clients, enter your email address and password;



At this point you should be able to hit **Send** and the images will be emailed to PhotoEntries@topcc.org. There is currently a problem with the email function which I hope to fix in the near future. Depending on the type of email you are using, then the email may work. From a PC that has Outlook installed, the email works just fine. It also used to work with Hotmail/Live Mail from my Windows XP system, but does not work on my Windows 7 PC.

The best I can offer right now is to manually email the images. There are built-in emailing functions in PhotoShop/Elements and Picasa, etc.

As with any new software, there are always problems that show up. If you find any problems, then please let me know.

Also, if you have any ideas for improvement, let me know that too.

Note, to test the email part of this application; please enter "Test" as the first word of the email subject line, and the fine guys at TOPCC Photo Group who receive the entries will know it is not to be entered in any competition.

Many Thanks,

Bryan Anslow.